



RG ACADEMY

(MANAULI , NCR)

CLASS: III (2024-25)

Preparatory Stage

SUMMER HOLIDAYS HOMEWORK

*HOLIDAYS COMMENCE
FROM*

*SCHOOL WILL REOPEN ON
.....*



- It's summer time again. Time for strengthening family bond, tying threads of family tree, sharing joys and having a good time together.
- Look for interesting books and read as much as you can about the places and people.
- Take good care of your health and hygiene.
- Use holidays' homework as an opportunity to spend quality time with your family and friends.
- Follow the guidelines given by the teachers to complete specific activities.

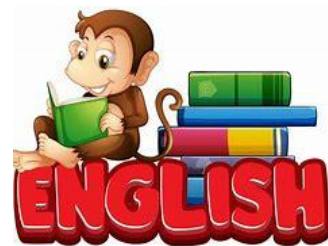
GENERAL INSTRUCTIONS FOR THE STUDENTS:

- For each and every subject, learn PA-1 Syllabus.
- Learn and write PA-2 Syllabus done till now in separate holidays homework notebook.
- Do book -exercise of PA-2 Syllabus for all subjects.
- Use separate notebook for holidays homework for all subjects. **(Only 1 notebook for all subjects) .**
- Highlight work of every subject by using bookmarks.
- Do your holidays' homework by yourself.
- Writing should be neat and clean.

- Mention date and day on every work.
- Do all work under the guidance of parents.
- Try to do your written work regularly to enhance your writing power.
- Pay special attention towards your health, drink lots of water and avoid eating fast food.
- Read the newspaper daily.

Subject:- English Literature and English grammar

1. Learn and write chapter 3 and chapter 4 word- meaning, SFQ and TBQ (2 times)
2. Do page no – 26 and 27 in English book.
3. Read stories related to famous Indian Women personalities. Identify anyone and collect information about her and write in scrapbook.
4. Paste picture of Theme Park and write the composition. (10lines).
5. Write any 10 sentences using different Adjectives.
6. Learn any five synonyms and write in scrapbook



Subject:- हिंदी

1. पाठ 4 और 5 के शब्द अर्थ और प्रश्न उत्तर याद और लिखें।
2. प्रतिदिन १ से २५ तक सुन्दर सुलेख लिखें।
3. A-4 शीट पर तस्वीर चिपकाकर स्वच्छता के पाँच नियम लिखो।
4. A-4 शीट पर अपनी फोटो लगाएँ और सुन्दर शब्दों में अपना परिचय लिखो।




❖ **हिंदी व्याकरण**

1. A-4 शीट पर एक बड़े फूल के चित्र पर ऋतुओं का नाम लिखो।
2. महीनों के नाम और प्रत्येक महीने से सम्बंधित " मौसम " की तस्वीर लगाएँ। (scrap book)
3. १ से ५० तक उर्दू में गिनती लिखें।
4. संज्ञा शब्दों को लिखें।

Subject:-Maths

1. Do sums of addition, sums of subtraction and sums of multiplication (2sums) daily with the date and day.
2. Write Roman number on A4 size sheet with the help of matchsticks.
3. Write table from 2 to 15 (5 times).
4. Paste different types of currency note of ₹5 ₹10 ₹20 ₹50 ₹ 100 ₹500 (Children Bank) .
5. Write short form and expanded form (any 10).
6. Prepare a working model of clock with the help of cardboard.
7. Do any 20 sums of multiplication according to the lattice method.




Subject: -E.V.S

1. Learn and write chapter 4 and chapter 5 SFQ and PQ (2 times).
2. Read chapter 4 and chapter 5 and try to find out the book exercise.
3. Prepare a first aid box.
4. Collect the different types of clothes, cutting and paste it in a scrapbook and write about it. (Roll no. 1 to 7)
5. Prepare a model of different types of houses (Kutcha house, pucca house, multi-storey building and igloo.) (Roll no. 8 to 14)
6. Prepare a balanced diet menu for one week in a form of calendar. (Roll no. 15 to 21)
7. Prepare a model of city and village. (Roll no. 22 to 30)
8. Prepare a model of seed germination. (Roll no. 31 to 40)



Subject: -Computer

1. Read chapter 3 and chapter 4, write 5-5 SFQ from chapters and try to solve book exercise.
2. Draw or paste picture of any two internal and external part of system unit.
3. Write 15 uses of computer in your day-to-day life.
4. Learn book exercise of chapter 3.



Subject: -Abacus

1. Complete the book till page no. 31.



Subject: -G.K

1. Read newspaper and collect 10 new words daily.
2. Fill the book till chapter 20.
3. Learn current affair that we have send in PDF.



Subject: -Art

1. Complete the book till page no. 27.
2. Prepare an Aquarium with the help of cardboard box using aquatic animal and plants.



WISHING
YOU
HAPPY HOLIDAYS