



RG ACADEMY

MANAULI, NCR

SUMMER HOLIDAYS HOMEWORK

GRADE: V (2024~25)

Preparatory Stage

Holidays Commence

From

School will re-open

On



- It's summer time again. Time for strengthening family bond, tying threads of family tree, sharing joys and having a good time together.
- Look for interesting books and read as much as you can about the places and people.
- Take good care of your health and hygiene.
- Use holidays' homework as an opportunity to spend quality time with your family and friends.
- Follow the guidelines given by the teachers to complete specific activities.

GENERAL INSTRUCTIONS FOR THE STUDENTS:

- For each and every subject, learn PA-1 Syllabus.
- learn and write PA-2 Syllabus done till now in separate holidays homework notebook.
- Do book -exercise of PA-2 Syllabus for all subjects.
- Use separate notebook for holidays homework for all subjects. **(Only 1 notebook for all subjects)** .
- Highlight work of every subject by using bookmarks.
- Do your holidays' homework by yourself.
- Writing should be neat and clean.

- Mention date and day on every work.
- Do all work under the guidance of parents.
- Try to do your written work regularly to enhance your writing power.
- Pay special attention towards your health, drink lots of water and avoid eating fast food.
- Read the newspaper daily.

Subject: English

- Write one page cursive writing daily to improve your handwriting in holidays homework notebook.
- **Creative Writing:** Narrate an incident when you helped someone. How did it make you feel? Do it on A 4 size sheet.
- Search the information about **Abraham Lincoln's** work. Also paste his picture on A-4 size sheet.
- Write a letter to your Father expressing your feelings for him on the occasion of Father's Day. (Do it on A-4 size sheet)
- Make a beautiful chart showing '**Parts Of Speech**'.
(You can use A4 size sheet for making the chart)
- **Write your daily routine (during vacations) in your Holidays Homework Note work.**



विषय- हिन्दी

- प्रतिदिन एक लेख लिखें।
- प्रतिदिन एक नया शब्द लिखें और वाक्य में प्रयोग करें।
- प्रतिदिन एक कहानी पढ़ें और उससे प्राप्त शिक्षा को पुस्तिका में लिखें।
- पेज नम्बर 7,8,14,21,22,28,29,30,31,36,37,42 पुस्तक में पूरा करें।
(दर्शिनी)
- कोई भी एक प्राकृतिक दृश्य बनाओ और उसका वर्णन अपने शब्दों में करो।
- कोई 10 विलोम शब्द चित्र सहित वर्णन करो।
- योग दिवस से संबंधित चित्र बनाओ और " योग के महत्व" पर निबंध लिखें।



Subject: Mathematics

- Practice the chapter assessment of chapter-1 (large numbers) given on page-26.
- Practice the chapter assessment of chapter-2 (operations on large numbers) given on page-55.
- Solve all the questions of exercise- 4B and 4C of chapter-4 (fractions) in holidays homework notebook.
- Write tables from 2 to 20. (5 times)
- **Activity:**

1. Prepare a model showing different types of fractions with the help of circles made by using coloured glaze paper.




2. Prepare a place value chart of Indian as well as international system of numbers on an A-4 size colourful sheet.

Subject: Science

Note: Do all the work on A-4 size sheets.

1. Prepare a poster about endangered animals and write down a suitable

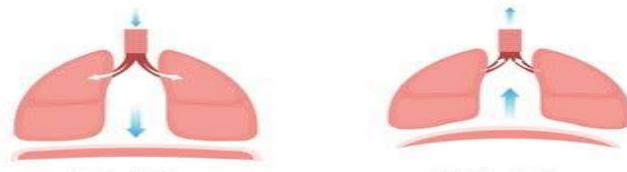


slogan.

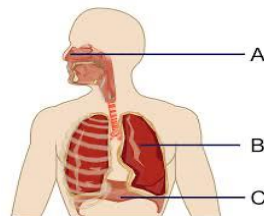
Example: -

2. Draw diagram of Human Respiratory System.
3. Write and learn the names of different National parks (at least 10).
4. Draw the label the diagram of parts of seed.
5. Look at the pictures and write which one shows inhalation and which one shows exhalation.

Breathing



6. Label the diagram



7. Look at the picture and answer the questions.



- a) Which plant does the picture show?
- b) Write one interesting feature of this plant.
- c) What happens when an insect sits on this plant ?

Subject: Social Studies

- Read chapter-2: Maps in unit-1
Read chapter-6 : Greenland-Land of Snow in Unit-2
Read Chapter-20: Keeping in Touch in Unit-5
Read chapter-9: Weather and Climate in Unit-3
- And frame 5-5 MCQ's from all the chapters. You can write these in your book with pencil only.
- Draw some conventional signs and symbols on A4 size sheet in a colourful manner from page number-14.
- Prepare a project file of at least 6-7 pages on '**Saudi Arabia**' including culture, dress, lifestyle, food, vegetation, wildlife and location in World's Map.
- Show all the three main seasons with the picture and name them. You can paste or draw the pictures.



❖ **Subject:GK**

- Complete the book till chapter 20.
- Read newspaper daily.
- Learn current affairs of April and May.



❖ **Subject:Abacus**

- Fill the book till page 40.



❖ **Subject: Art**

Prepare beautiful quotation wall hanging for:

- **Roll No. 1 to 5** Library
- **Roll No. 6 to 10** Welcome to our School
- **Roll No. 11 to 15** Science Room
- **Roll No. 16 to 20** Maths Lab
- **Roll No. 21 to 24** Reception Area



❖ **Subject: Computer**

- Read chapter 3 and 4 and try to solve book exercise. Make 5-5 SFQ's and write in holidays homework notebook.
- Prepare a model of any generation of computer.
- Learn book exercise of chapter 3 and 4.
- Prepare a collage of external and internal devices.



WISHING
YOU
HAPPY
HOLIDAYS