



RG ACADEMY

MANAULI, NCR

SUMMER HOLIDAYS HOMEWORK

GRADE:VII (2024-25)

MIDDLE STAGE

Holidays Commence

From.....

School will re-open

On.....



- It's summer time again. Time for strengthening family bond, tying threads of family tree, sharing joys and having a good time together.
- Look for interesting books and read as much as you can about the places and people.
- Take good care of your health and hygiene.
- Use holidays' homework as an opportunity to spend quality time with your family and friends.
- Follow the guidelines given by the teachers to complete specific activities.

GENERAL INSTRUCTIONS FOR THE STUDENTS:

- For each and every subject, learn PA-1 Syllabus.
- learn and write PA-2 Syllabus done till now in separate holidays homework notebook.
- Do book -exercise of PA-2 Syllabus for all subjects.
- Use separate notebook for holidays homework for all subjects. **(Only 1 notebook for all subjects) .**
- Highlight work of every subject by using bookmarks.
- Do your holidays' homework by yourself.
- Writing should be neat and clean.
- Mention date and day on every work.
- Do all work under the guidance of parents.
- Try to do your written work regularly to enhance your writing power.
- Pay special attention towards your health, drink lots of water and avoid eating fast food.
- Read the newspaper daily.

Subject- English

1. Learn chapter number 1,2 and 3 of English reader.
2. Do all the grammar topics in assignment book which have been done in classroom
3. Do you believe in ghost or in the Supernatural? Narrate a scary experience you have had or a ghost story you have read in the first person. Supply a suitable title to the story.
4. Read a book of your choice and write a review including:
 - Title
 - Main character
 - Plot
 - Theme
5. Write five words daily from any English newspaper and compile your own pocket dictionary.
6. Express your love for your father on this Father's Day by making a card and entitled "All about my dad"
7. Perform an Aasana daily and prepare a poster on "International yoga day"
8. **Write your daily routine (during vacations) in your Holidays Homework Note work.**



Subject- हिन्दी

1. प्रतिदिन एक सलु ेख ललखे ।
2. प्रतिदिन एक नया शब्द लिखे और उसका वाक्य में प्रयोग करें।
3. प्रतिदिन अखबार पढे और कोई 5 शब्द दिनांक के साथ लिखकर सूची बनाएं।
4. इंटरनेट या किसी पुस्तक की सहायता से हास्य कथाओं का संग्रह करके एक कॉपी बनाए।
5. बेकार की चीजों का इस्तेमाल करते हुए कुछ नया बनाइये।
6. अपने छोटे भाई को कुसंगति से बचने की सीख देते हुए पत्र लिखिए।
7. देश के कुछ स्वतंत्रता सेनानियों के चित्र प्रोजेक्ट फाइल में लगाये और उनसे संबंधित जानकारी भी लिखे।(कोई 5)
8. पेज नंबर 23,24,29,58,59 दर्शनी पुस्तक में पूरा करें।



Subject- Maths

1. To do chapter test of chapter -1 (Integers) i.e. on page no. 34 of book.
2. To do chapter test of chapter 3 (Data handling) on page number 117 to 118 of book.
3. Revise chapter -2 (Fractions). For revision solve 20 questions based on fractions.
Activities: -
4. Write the types of fractions on A-3 size sheet with examples.




5. Draw different shapes and label them with the formulas of finding the perimeter and area of them.

Subject- Science

1. Draw the diagram of photosynthesis. Explain what do plants need to make food and where do plants make food? On A4 size sheet.
2. Prepare a Portfolio on our digestive system.
Points to be kept in mind while preparing:

- Project should be handwritten
- Well, presented, researched and pictorial
- Use white coloured A4 size sheet.
- Cover page, table of contents, acknowledgements, headings and subheadings are a must.
- Explanation of the topics and subtopics must be done nicely.



3. Make a paste with turmeric powder. Now, take a paper and apply turmeric paste on the paper evenly. Let it dry. In a bowl, take some water and mix detergent powder to it. Dip a paintbrush into the mixture and make a painting on the turmeric paper. What will be the colour of the painting? Explain the steps and observation on another A4 size sheet.

4. Think of ten other combinations of acids and bases. You can also refer to the Internet to research about them. Write down the names of the acids and bases, and derive the name of the salt they will form. Also predict if these salts will be acidic, basic or neutral.

5. Read and learn chapter 3 and 4 and do the given worksheets and paste the worksheets in your fair notebook.

Subject- Social studies

1. Learn and revise P.A-2 chapters.
2. Write States and union territories and their capitals and fill all the states and UT's in the political map of India(In Practice Map book).

3. Indian constitution considered as longest and flexible constitution in the world describe the different provisions that Indian constitution have borrowed from different countries (on A4 size sheet).

4.(Art integrated project):-

Students will write about the following topics related to state Haryana

- a. Festival
- b. Food
- c. Dress
- d. Art
- e. Language
- f. Rivers and lake


General Instructions:

- a. The project should be hand written.
- b. It should be well presented, researched, and pictorial.
- c. Cover page, table of contents, acknowledgements, headings and sub – headings are a must.
- d. Each section should be done on white/coloured A4 size sheets.




Subject- संस्कृत

1. शब्दरूप - वारि, पितृ, मधु, एतत् (पुल्लिङ्ग, स्त्रीलिङ्ग)
2. धातुरूप - लट्लकार (वर्तमान काल) चर्, कृ, वस्, दृश, स्था, पच, पा
3. , लृट्लकार (भविष्यतः काल) चर् कृ, वस्, दृश, स्था पच, पा
4. संख्या - 1 से 50
5. परियोजना कार्य A3 Size Sheet का प्रयोग कर सुभाषितनि (सुन्दर वचन) लिखे।



Subject- GK.

1. Do page no. 18 to 26 in your GK book.
2. Learn all the chapters for PA II Exam.
3. Write 30 current affairs in PC notebook.
4. Prepare an A4 size sheet of states with their capitals.



Subject- Vedic Maths

1. Do revision of page 5 to 27 on A4 size sheet.



Subject- ART

1. Roll no. 1 to 6
Prepare attractive tense forms wall hanging.
2. Roll no. 7 to 12
Prepare Madhubani painting with mirror decoration.
3. Roll no. 12 to 18
Prepare tree pencil educational icons studying knowledge symbol.



Subject- Computer

1. Prepare a sheet A4size sheet on the antivirus softwares.
2. Create a PowerPoint presentation on computer virus and protection (minimum 6 slides)
3. Design a poster on A3 or A4 sheet in MS Word using image and text, on any 4 of the topics given below. Submit the hard copy of its preferably coloured printout with your details name, class, roll number, section, School. Written at the back of this sheet.

Topics are as follows: -

- Cybercrime against property
- Antivirus, firewall
- Internet cookies

4. Do the given worksheet.



5. Revise chapter 1 and 2



WISHING YOU

HAPPY

HOLIDAYS